



**HAL**  
open science

## Multifractal analysis based on weak scaling exponent

Florent Palacin, Guillaume Saës, Stéphane Jaffard, Véronique Billat, Wejdene Ben Nasr

► **To cite this version:**

Florent Palacin, Guillaume Saës, Stéphane Jaffard, Véronique Billat, Wejdene Ben Nasr. Multifractal analysis based on weak scaling exponent. Harmonic and Multifractal Analyses: from Mathematics to Quantitative Neuroscience, Jul 2023, Montréal, Canada. hal-04296122

**HAL Id: hal-04296122**

**<https://hal.u-pec.fr/hal-04296122v1>**

Submitted on 20 Nov 2023

**HAL** is a multi-disciplinary open access archive for the deposit and dissemination of scientific research documents, whether they are published or not. The documents may come from teaching and research institutions in France or abroad, or from public or private research centers.

L'archive ouverte pluridisciplinaire **HAL**, est destinée au dépôt et à la diffusion de documents scientifiques de niveau recherche, publiés ou non, émanant des établissements d'enseignement et de recherche français ou étrangers, des laboratoires publics ou privés.

# Multifractal analysis based on weak scaling exponent

Florent Palacin<sup>2</sup>, Guillaume Saës<sup>1</sup>, Stéphane Jaffard<sup>1</sup>, Véronique Billat<sup>3</sup>, et Wejdene Ben Nasr<sup>1</sup>

<sup>1</sup>Univ Paris Est Creteil, Univ Gustave Eiffel CNRS, LAMA UMR8050, F-94010 Creteil, France

<sup>2</sup>Laboratoire de neurophysiologie et de biomécanique du mouvement, Institut des neurosciences de l'Université Libre de Bruxelles, Belgique

<sup>3</sup>Université Paris-Saclay, Univ Evry, F-91000 Evry-Courcouronnes, France

guillaume.saes@u-pec.fr, wejdene.nasr-ben-hadj-amor@u-pec.fr, jaffard@u-pec.fr, palacinflorent@gmail.com, veronique.billat@billatraining.com

## 1. Introduction

Multifractal analysis based on the Hölder or  $p$ -exponent presupposes that the data belong to  $L^\infty$  or  $L^p$  (or to  $H^p$  if  $p < 1$ ). This condition is not always true. If we don't want to regularize the data by fractional integration, we can perform a multifractal analysis based on the weak scaling exponent, which does not presuppose any regularity for the data, and can be used in the context of temperate distributions. In this prospective work, we propose multi-resolution quantities adapted to this exponent in order to investigate the numerical feasibility of the method and we show its relevance for white Gaussian noise, for which no  $p$ -exponent can be used, and we apply it on the cadence of marathon runners.

## 2. $(\theta, \omega)$ -leaders

Let  $\psi$  be a "wavelet". The wavelet coefficients of a signal  $X$  are defined by  $c_{j,k} = 2^{j/2} \int_{\mathbb{R}} X(t) \psi_{j,k}(t) dt$ . The wavelet scaling function  $\eta_X$  is defined by

$$2^{-j} \sum_k |c_{j,k}|^p \sim 2^{-\eta_X(p)j}.$$

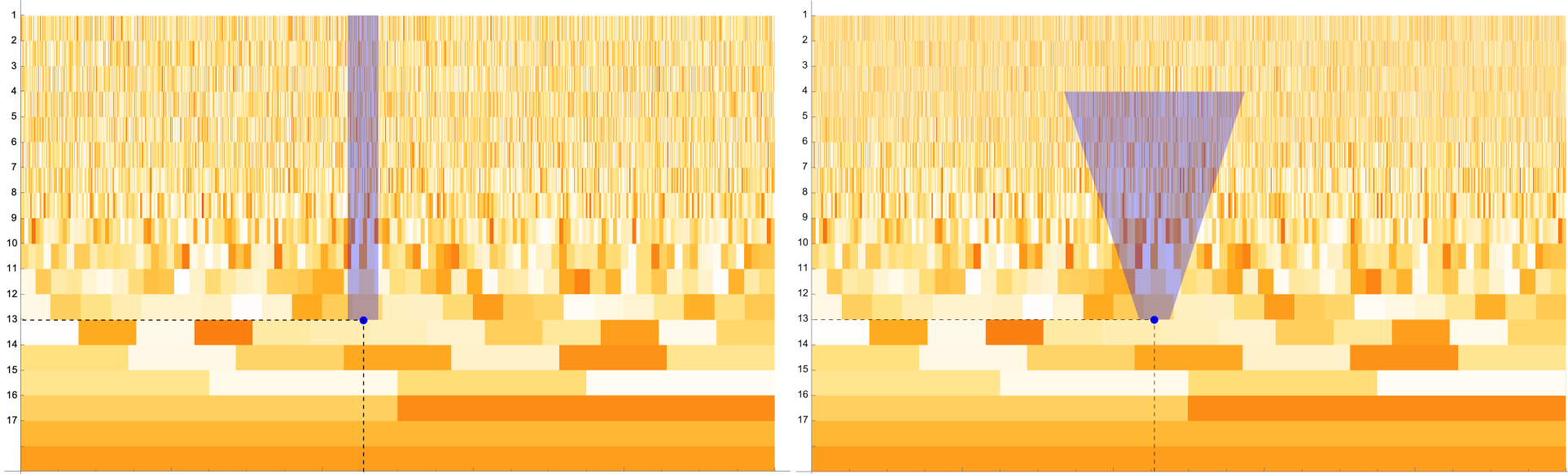
If  $\eta_X(p) < 0$ ,  $\forall p > 0$ , then  $X \notin L^p(\mathbb{R})$  and we can use the weak scaling exponent. It was introduced by Yves Meyer from the  $(\theta, \omega)$ -leaders.

A function  $\omega : \mathbb{N} \rightarrow \mathbb{R}^+$  is *sub-exponential growth* if it is increasing and verifies  $\omega(j) \rightarrow +\infty$  and  $\log(\omega(j))/j \rightarrow 0$  when  $j$  tends to 0.

Let  $(\theta, \omega)$  a couple of sub-exponential growth function. The set  $V_\omega(j, k)$  are the indices  $(j', k')$  such that

$$j \leq j' \leq j + \theta(j) \quad \text{and} \quad \left| \frac{k}{2^j} - \frac{k'}{2^{j'}} \right| \leq \frac{\omega(j)}{2^j}.$$

The  $(\theta, \omega)$ -leaders are defined by  $d_{j,k} = \sup_{(j', k') \in V_\omega(j, k)} |c_{j', k'}|$ .



representation of the wavelet coefficients in time-scale half plane: In grey the selected wavelet coefficients for leaders (left) and  $(\theta, \omega)$ -leaders (right)

## 3. Weak scaling exponent

The weak scaling exponent is characterized by:

$$h_X^{ws}(t_0) = \liminf_{j \rightarrow +\infty} \frac{\log(d_{j,k}(t_0))}{\log(2^{-j})}.$$

where  $d_{j,k}(t_0)$  is the  $(\theta, \omega)$ -leader associated with the dyadic interval  $[k2^{-j}, (k+1)2^{-j}]$  which contains  $t_0$ .

The  $(\theta, \omega)$ -multifractal spectrum of a function  $X$  is  $D_X^{ws} : H \mapsto \dim_H(\{t \in \mathbb{R} : h_X^{ws}(t) = H\})$ . The scaling function  $\zeta_X$  associated with  $(\theta, \omega)$ -leader is defined by:  $2^{-j} \sum_k |d_{j,k}|^p \sim 2^{-\zeta_X(p)j}$ . In the log-log plot regressions we took care of the quantification effect of the data following the results of [1].

The Legendre transform of  $\zeta_X$  is  $\mathcal{L}_X(H) = \inf_{p \in \mathbb{R}} (d + Hp - \zeta_X(p))$ . It is used to estimate the  $(\theta, \omega)$ -spectrum. Indeed  $D_X^{ws}(H) \leq L_X(H)$ .

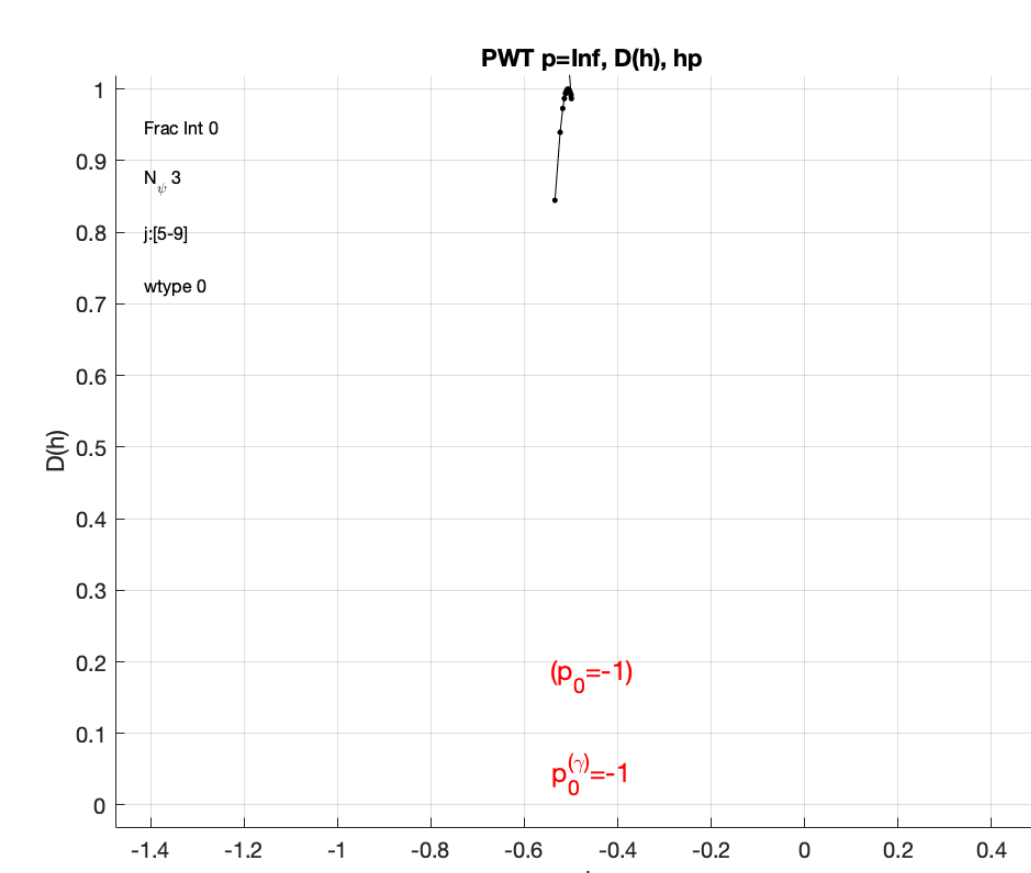
## 7. Références

- [1] Herwig Wendt, Stéphane G. Roux, and Patrice Abry. Impact of data quantization on empirical multifractal analysis. In *Proc. IEEE Int. Conf. Acoust., Speech, and Signal Proc. (ICASSP)*, Honolulu, USA, 2007.
- [2] P. Abry, S. Jaffard, and H. Wendt. A bridge between geometric measure theory and signal processing : Multifractal analysis. *The Abel Symposium vol.9*, 2015.
- [3] S. Jaffard, G. Saës, W. Ben Nasr, P. Palacin, and V. Billat. A review of univariate and multivariate multifractal analysis illustrated by the analysis of marathon runners physiological data. *ISAAC*, 2022.
- [4] V. Billat, L. Mille-Hamard, Y. Meyer, and E. Wesfreid. Detection of changes in the fractal scaling of heart rate and speed in a marathon race. *Phys. A*, 2009.

## 4. Gaussian white noise

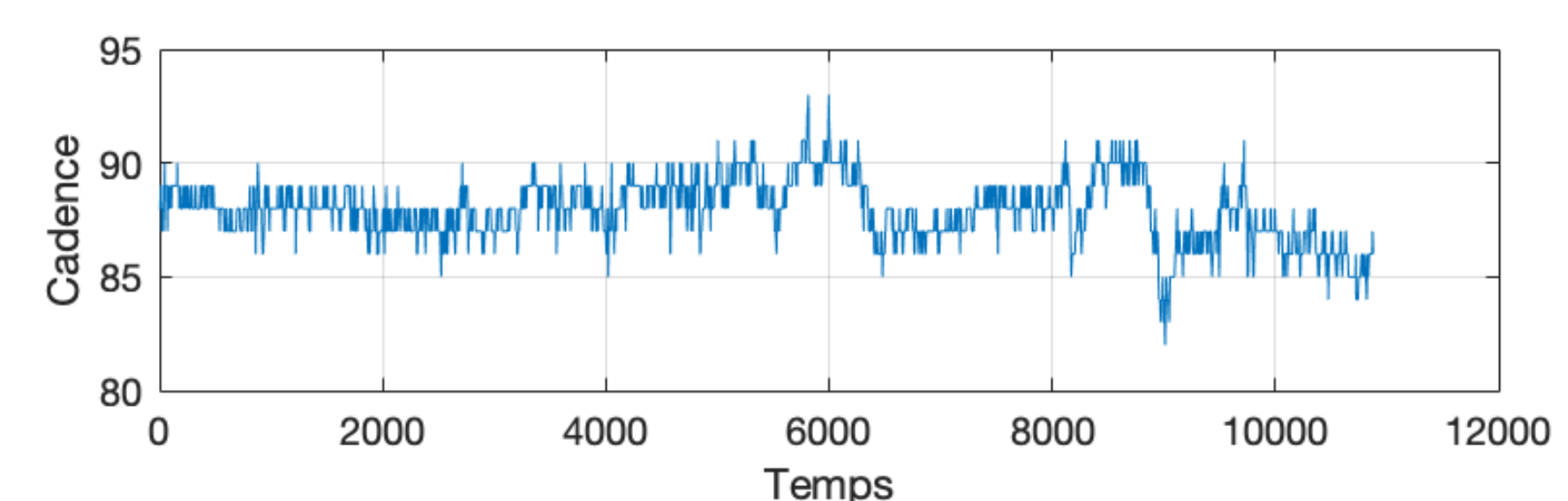
The Gaussian white noise  $W(t)$  can be defined as the derivative in the sense of distribution of the Brownian motion. No  $p$ -exponent is suitable to perform the multifractal analysis and it can be shown that its weak scaling exponent satisfies:

$$a.e. \quad \forall t \in \mathbb{R}, \quad h_W^{ws}(t) = -\frac{1}{2}.$$

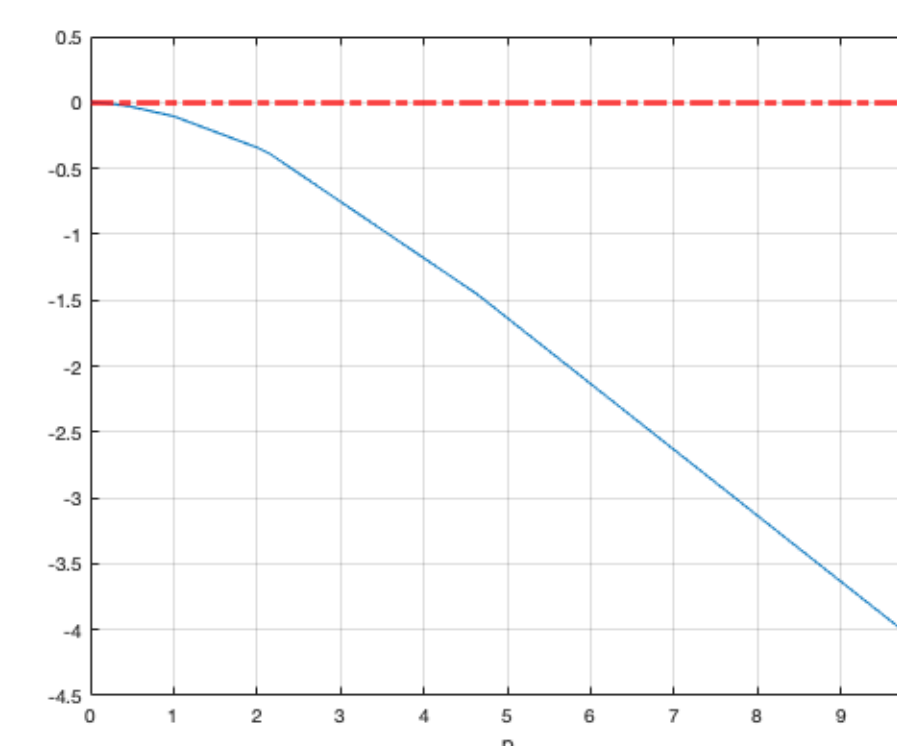


Legendre spectrum estimation of the white Gaussian noise multifractal spectrum. The  $(\theta, \omega)$ -leaders formalism provides an excellent estimate of the spectrum whose support is very tight around the point  $h = -1/2$ .

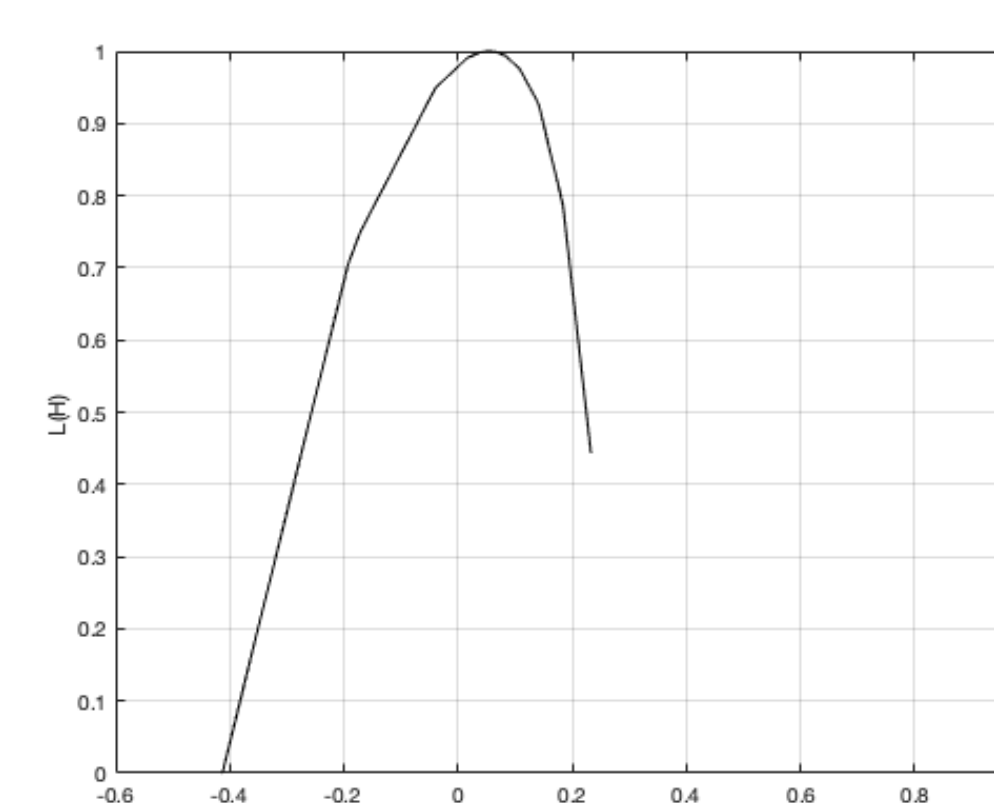
## 5. Multifractal analysis of cadence



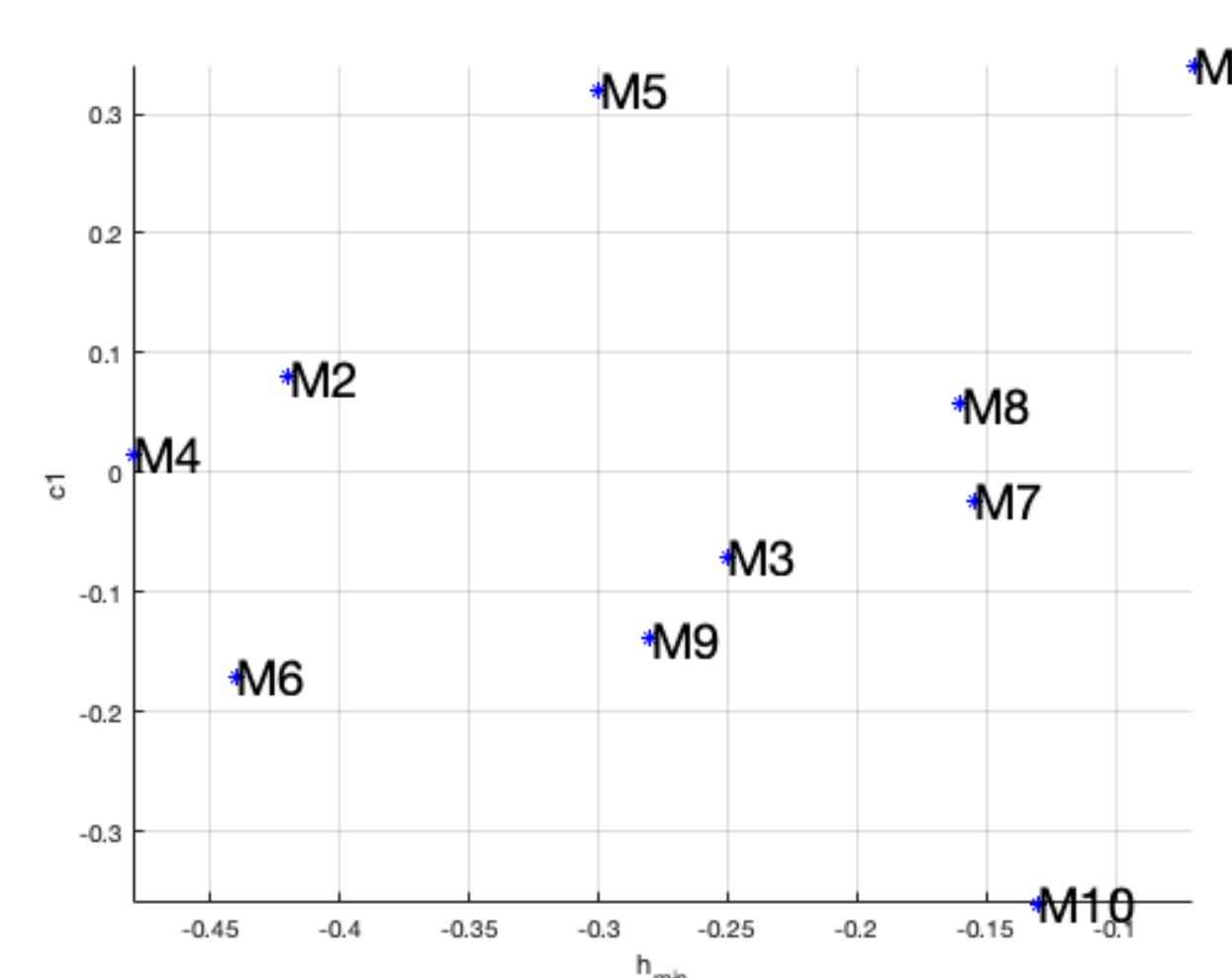
Representation of a cadence signal of a marathon runner (number of steps per minute).



Estimation of wavelet scaling function  $\eta(p)$  of the cadence.  $\eta(p) < 0$ , for all  $p > 0$ . Hence, it is not possible to apply multifractal analysis based on  $p$ -exponent.



The Legendre spectrum of the cadence using the  $(\theta, \omega)$ -leaders with  $\theta(j) = j^{0.25}$  and  $\omega(j) = j$ ,  $j > 0$ . We extract two parameters from the spectrum, the uniform regularity exponent ( $H_{min}$ ) and the almost everywhere exponent of the signal ( $c_1^{ws}$ ).



Multifractal analysis applied to the weak scaling exponent allows to put into light differences between the behaviours of the 10 marathon runners using the representation of the couple  $(H_{min}, c_1^{ws})$ , which might lead to new classification tools useful to understand in a more precise way their running characteristics.

## 6. Conclusions

We have shown that an analysis based on weak scaling exponent allows us to perform a multifractal analysis directly on the data, and that it is efficient. In addition, the variability over the whole run based on cadence doesn't seem to be directly related to performance. An open question is to understand its physiological interpretation.